



# 2023 School Performance Report



## **Contents**

Staff Profile.....	2
Workforce Composition .....	2
Teacher Qualifications.....	2
Finance .....	3
Trading Activities for 2023.....	3
2023 Student Attendance % per term .....	4
NAPLAN.....	5
Community Engagement.....	6

## **Staff Profile**

Teaching staff	13
Full-time equivalent teaching staff	9.55
Non-teaching staff	11.0
Full-time equivalent non-teaching staff	5.11

## **Workforce Composition**

The total teaching staff of Christ the King School was 13. There were a further 11 non-teaching staff, including Admin officers, Student support officers, maintenance, and Library Staff. There were no indigenous staff members at CTK. There are two teachers with Senior Leadership Positions and there was one POR position for the Arts.

## **Teacher Qualifications**

Master's degree – 20%

Bachelor's degree – 80%

Post graduate Certificate/Diploma – 23%

The teaching staff hold a range of tertiary qualifications including Bachelor of Arts, Bachelor of Education, Bachelor of Special Education, Bachelor of Teaching, Diploma in Languages, Diploma of Teaching / Education, Graduate Diploma in Religious Education and Graduate certificate in RE and Master's in Education.

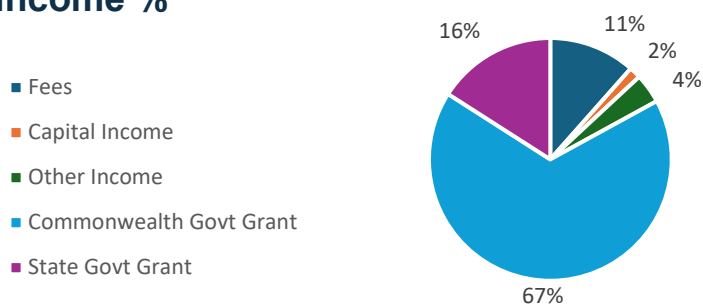
## Finance

### FINANCIAL POSITION YEAR ENDED 31/12/23

Recurrent income for 2023 was \$3.041m

Recurrent Income	2023
<b>INCOME</b>	
Total Recurrent Income	\$ 2,993,472
Total Capital Income	\$ 47,173
<b>TOTAL INCOME</b>	<b>\$ 3,040,645</b>

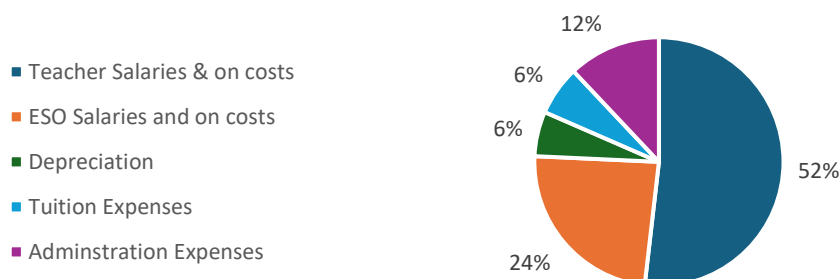
### Income %



Recurrent expenditure for 2023 amounted to \$2.704 million.

Recurrent Expenditure	2023
Total Tuition Expenses	\$ 1,952,666
Total Administration Expenses	\$ 751,383
<b>TOTAL EXPENDITURE</b>	<b>\$ 2,704,049</b>

### Expenditure %



### Trading Activities for 2023

Trading Activities	2023
Trading Account Income	\$ 38,482
Trading Account Expenses	\$ 31,924
<b>TOTAL INCOME</b>	<b>\$ 6,558</b>

**2023 Operating Surplus/Net Profit:**

**\$343,154**

## 2023 Student Attendance % per term

Year Level	Term 1	Term 2	Term 3	Term 4	Total
Rec	92.05%	82.21%	90.04%	95.59%	89.97%
1	91.25%	92.6%	93.15%	100%	94.25%
2	92.95%	92.04%	89.34%	94.3%	92.15%
3	92.88%	94.03%	94%	95.5%	94.10%
4	92.7%	95.4%	93.7%	94.5%	94.07%
5/6	92.39%	91.82%	89.95%	92%	91.54%
<b>Total</b>	<b>92.37%</b>	<b>91.35%</b>	<b>91.69%</b>	<b>95.31%</b>	<b>92.68%</b>

## NAPLAN

### Christ the King School

2023 NAPLAN Results

Year Level	Reading	Writing	Spelling	Grammar	Numeracy
3	407	417	416	399	404
5	493	466	489	481	479

### Benchmark Comparison

#### Average: All Catholic Education SA schools

2023 NAPLAN Results

Year Level	Reading	Writing	Spelling	Grammar	Numeracy
3	399	417	408	406	400
5	490	473	490	489	481
7	534	531	539	536	532
9	565	574	568	554	564

### National Average

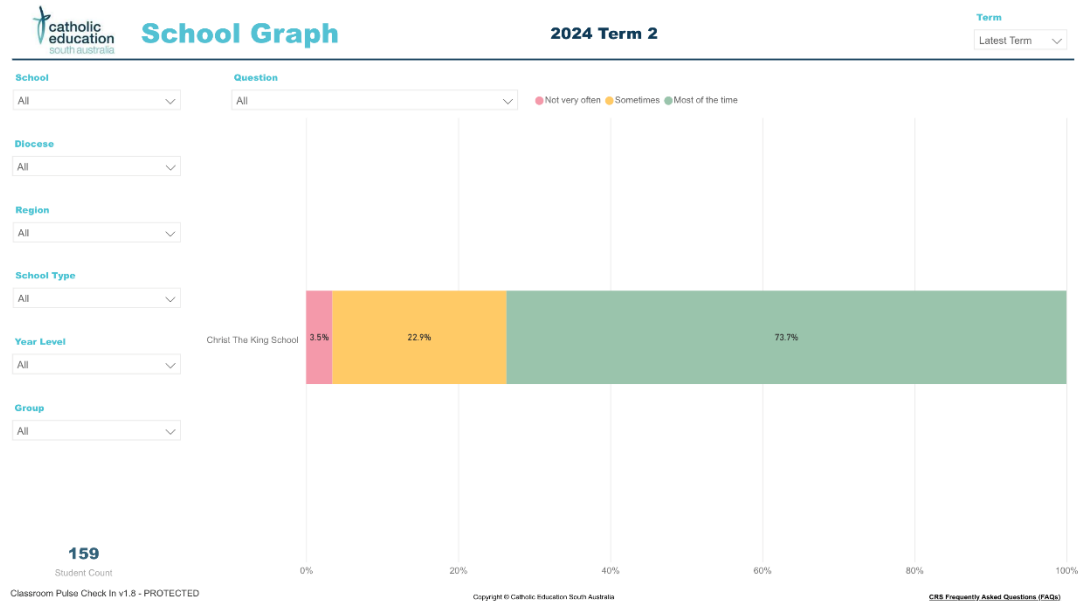
2023 NAPLAN Results

Year Level	Reading	Writing	Spelling	Grammar	Numeracy
3	404	417	404	409	407
5	496	483	490	496	488
7	536	534	539	539	538
9	565	567	568	556	568

# Community Engagement

## Student Satisfaction: Classroom Pulse Check-In Survey

73.7% of students answered 'most of the time' to wellbeing check-in questions asked during the term.

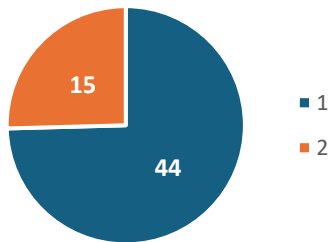


## Parent Satisfaction

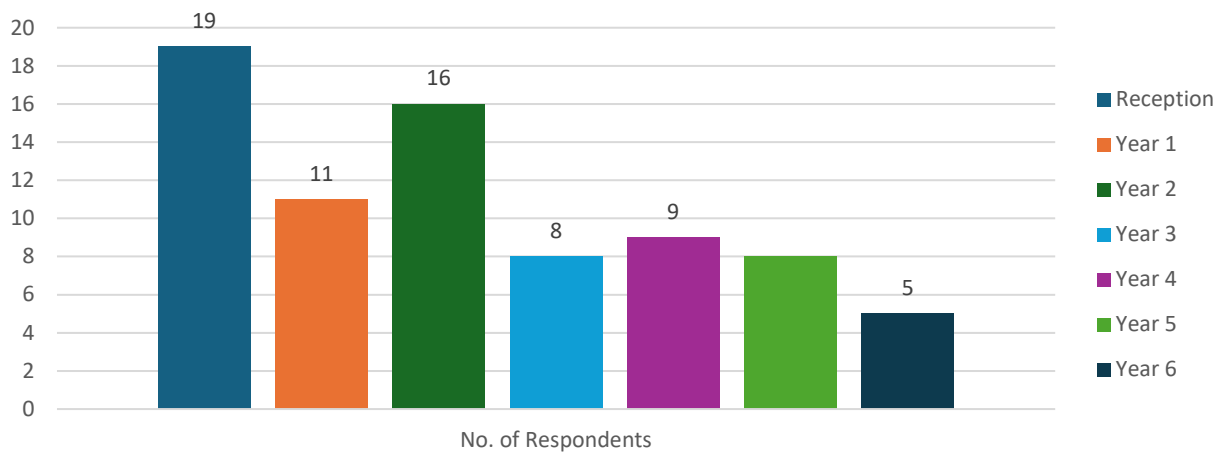
A parent satisfaction survey was conducted in June 2024 to gain understanding of how parents viewed the school and its delivery of education to the school community.

59 respondents participated in the survey. A summary of the results is as follows:

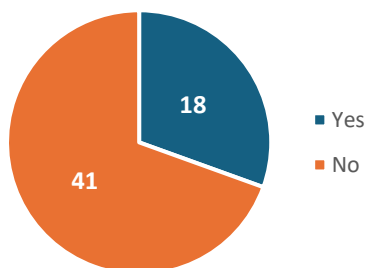
### 1. Number of Children in your family that currently attend Christ the King School



### 2. What year level is/are your child/ren in?

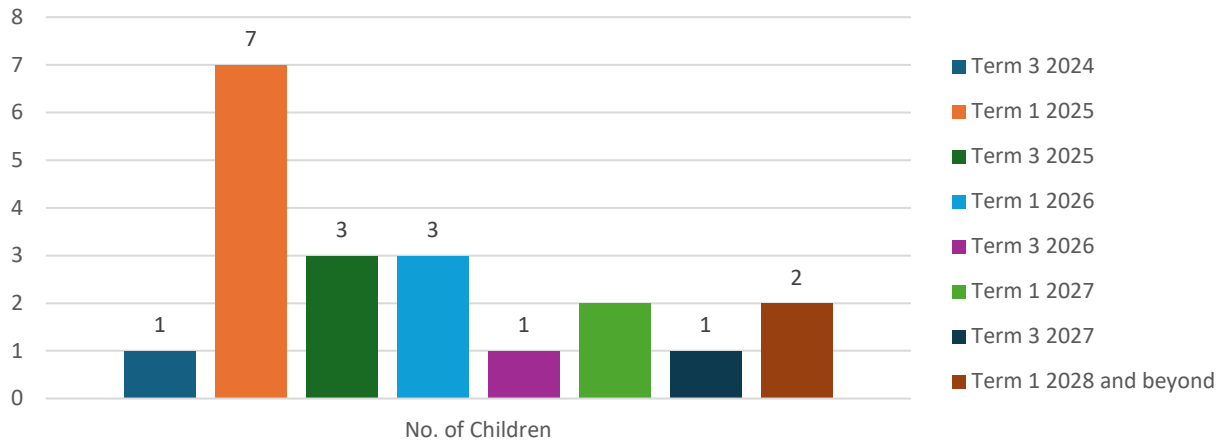


### 3. Do you have any children below 5 years old who are enrolled to start at CTK in the future?





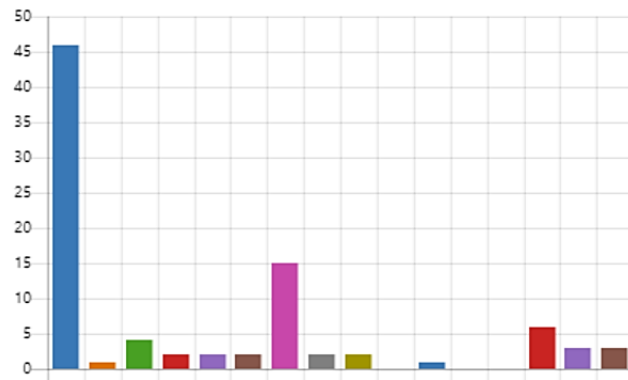
4. If yes, what year will they start Reception (includes Term 1 and Term 3 intake)



5. Which Secondary School is/are you child/ren most likely to attend?

Some respondents provided multiple answers to the following questions.

● Sacred Heart College	46
● Cardijn College	1
● Cabra Dominican College	4
● Emmaus Christian College	2
● Westminster School	2
● Immanuel College	2
● Brighton Secondary School	15
● Seaview High School	2
● Hamilton Secondary College	2
● Springbank Secondary College	0
● Unley High School	1
● Mitcham Girls High School	0
● Plympton International College	0
● Other (Catholic)	6
● Other (Independent)	3
● Other (Public)	3



The data from these questions shows that Sacred Heart College, Brighton Secondary School and other Catholic secondary schools are the top picks for families when moving to Year 7 after they leave Christ the King School.

A selection of questions which covered five key interest topics were presented as part of the parent survey. The questions provided in the survey asked respondents to rate each question on a scale of 1 to 5 with one being the least and five being most when relating to the question's sentiment. Sentiments included least/most likely, least/most satisfied, not at all well/very well.

Below are the average ratings for each topic:

<b>Topic</b>	<b>Average rating out of 5</b>
Curriculum and Learning	3.93
School Environment	4.39
Communication	4.20
Student Support	3.99
Overall School Experience	4.33

Overall, parents rated our school to be safe, secure with a very good overall atmosphere and sense of community and belonging. Parents were also asked to select their top choices indicating our schools' strengths and areas for improvement. Multiple options could be selected to answer the question. Below is a summary of the results.

The top greatest strengths of our school as chosen by our school parents are:

- A strong sense of community and belonging among students, staff, and parents
- A safe and secure atmosphere that prioritises student well-being
- High-quality teaching and curriculum that challenges and engages students

The top areas parents believe the school can improve on include:

- Expanding the curriculum to include more diverse and contemporary topics
- Enhancing academic and emotional support services for students
- Providing additional staff support for teachers